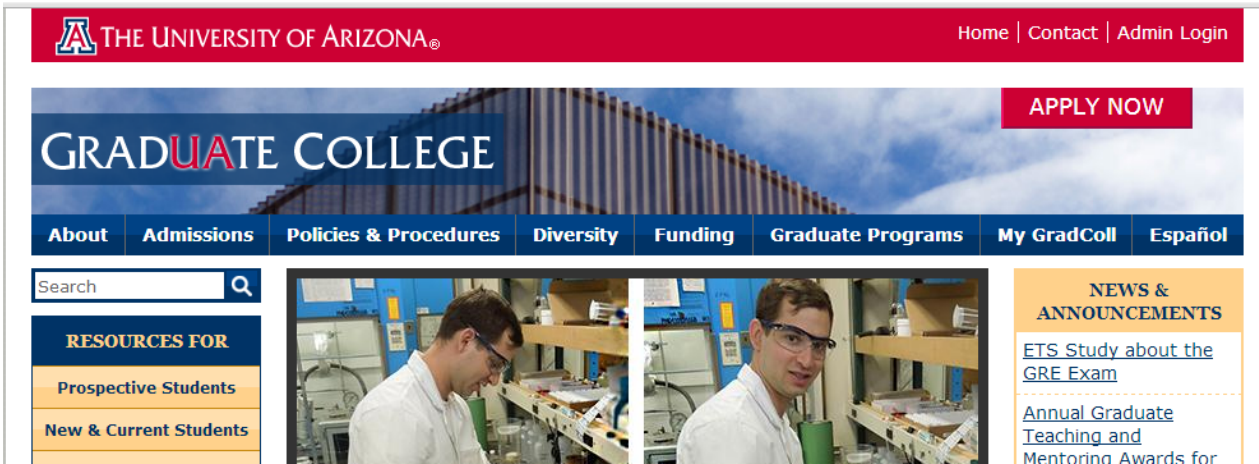



# Accessing the Graduate College Application

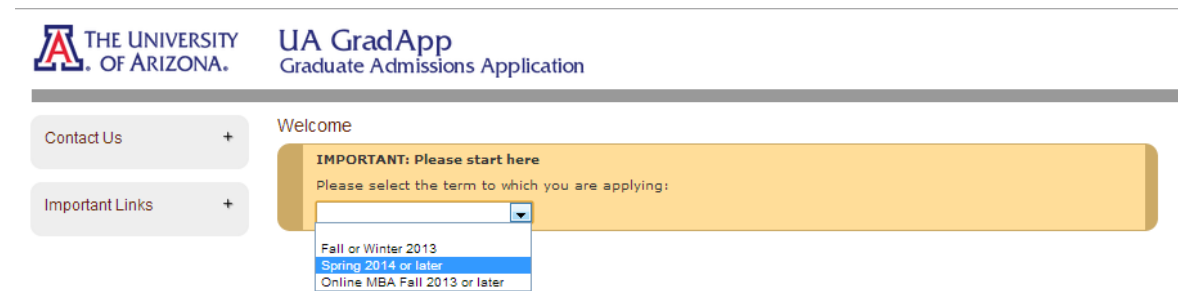
Step #1: Go to [www.grad.arizona.edu](http://www.grad.arizona.edu)



Step #2: Click on the “**APPLY NOW**” Read button on the Graduate College Banner.



Step #3: Select the “Spring 2014 or later” term.



**Step #4: Scroll down and log in or create a new account to begin and complete the application.**



- Contact Us +
- Important Links +

Welcome

**IMPORTANT: Please start here**

Thank you for visiting the UA GradApp website. If you are already a student, faculty, or staff member with a UA NetID, please login by clicking the WebAuth link below. If you do not already have a UA NetID, please start by [creating your GradApp account](#).

[back](#)

**Ignore Ignore Ignore Ignore**

**Instructions**

If you have never used GradApp, please create an account:

- If you already have a UA NetID, simply click the WebAuth link below. Your GradApp account will be automatically created.
- If you *do not* already have a UA NetID, please start by [creating your GradApp account](#).

If you've forgotten your password, please use our [account recovery tool](#).

Each applicant must provide a unique email address to use this system. If you are an Agency applying on behalf of multiple applicants, please be sure to create individual email addresses and accounts for each applicant.

If you are applying to any of the following programs, you **SHOULD NOT** use this application. Instead, use these links to access the appropriate application: [Law JD](#), [PharmD](#), any Master's of Business Administration (MBA) other than the [Online MBA](#).

If you know your login information, please login below.

**Login**

Method 1: UA NetID

If you're already a student, faculty, or staff member with a [UA NetID](#), please login by clicking the WebAuth link below. If needed, your account will be automatically created.

Method 2: Local account

Login here [or create a new account](#)

Email\*

Password\*

[Forgot your password?](#) or [Having login trouble?](#)

**Step #5: Once you are in the application and you have completed your “My Profile” section. You need to click on “Apply to a program” and select **degree seeking**.**



[Admissions Admin Console](#) «

**My Profile**

- [Home](#)
- [My Account](#)
- [Personal Information](#) ✓
- [Former Names](#) ✓
- [Educational History](#) ✓
- [Ethnicity](#) ✓
- [Logout](#)

**My Active Applications**

- [List All Applications](#)
- [Apply to a Program](#) ➔

**Apply to a Program**

Applicant Type: **Domestic**

Choose the type of application

**Application Type\***

- Non-Degree Seeking
- Degree Seeking**
- Certificate
- Graduate Exchange
- Accelerated Masters Program

**Step #6: Once you have selected degree seeking you will be asked to choose the “program of study”.**  
**You need to scroll down to nursing and select from the options offered to you.**



UA GradApp  
Graduate Admissions Application

Hello, Oscar t

[Admissions Admin Console](#) «

**My Profile**

[Home](#)

[My Account](#)

[Personal Information](#) ✓

[Former Names](#) ✓

[Educational History](#) ✓

[Ethnicity](#) ✓

[Logout](#)

**My Active Applications**

[List All Applications](#)

[Apply to a Program](#) ←

[Contact Us](#) +

[Important Links](#) +

**Apply to a Program**

Applicant Type: **Domestic**

**Choose the type of application**

**Application Type\***

Degree Seeking ▼

**Choose the program of study**

Please choose a program of study. The Graduate College highly recommends that you use the [Program Description Guide](#) to find the specific program to which you are applying.

If you are applying to take graduate classes that will not lead to a University of Arizona graduate degree, please choose the degree-seeking program most closely related to your area of interest and notify the faculty member or program. Regular non-degree status is not available for international applicants.

**Program of Study\***

- Natural Science for Teachers (MS) - Biology
- Natural Science for Teachers (MS) - Chemistry
- Natural Science for Teachers (MS) - Physics
- Nursing (DNP) - Adult-Ger Acute Care Nurs Prac
- Nursing (DNP) - Family Nurse Practitioner
- Nursing (DNP) - General Track
- Nursing (DNP) - Pediatric Nurse Practitioner
- Nursing (DNP) - Psych Mental Health Nurse Prac
- Nursing (MS) - ADN Entry to RN-MS
- Nursing (MS) - BSN Entry to RN-MS
- Nursing (MS) - Entry to Profession of Nursing Track
- Nursing (PHD)
- Nutritional Sciences (MS)
- Nutritional Sciences (PHD)
- Optical Sciences (MS)
- Optical Sciences (MS) - Online Track
- Optical Sciences (PHD)
- Pharmaceutical Sciences (MS) - Pharm Econ Policy & Outcomes
- Pharmaceutical Sciences (PHD) - Drug Discovery & Development
- Pharmaceutical Sciences (PHD) - Pharm Econ Policy & Outcomes

**Step #7: Once you select the program of study, you will be asked to select the “Semester” and the only option you will be given is the next semester in which the program will begin.**

**Once you select the semester, scroll down and click on “**Next**”.**